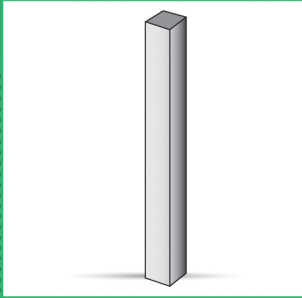



G.I. SQUARE HOLLOW POST




FENCE HEIGHT (MM)	PROPOSED SPECIFICATION
1500	50MM X 50MM X 2.3MM X 2000MM
1800	50MM X 50MM X 2.3MM X 2400MM
2100	65MM X 65MM X 2.3MM X 3000MM
2400	65MM X 65MM X 2.3MM X 3000MM
2700	65MM X 65MM X 2.3MM X 3600MM
3000	65MM X 65MM X 2.3MM X 4000MM

G.I. WELDED POST CAP



FENCE HEIGHT (MM)	PROPOSED SPECIFICATION
1500	50MM X 50MM X 3.0MM
1800	50MM X 50MM X 3.0MM
2100	65MM X 65MM X 3.0MM
2400	65MM X 65MM X 3.0MM
2700	65MM X 65MM X 3.0MM
3000	65MM X 65MM X 3.0MM

G.I. FLAT BAR



FENCE HEIGHT (MM)	PROPOSED SPECIFICATION
1500	1500
1800	1800
2100	2100
2400	2400
2700	2700
3000	3000

G.I. FASTENER SCREW – 8MM x 50MM



FENCE HEIGHT (MM)	PROPOSED QUANTITY
1500	10
1800	12
2100	14
2400	16
2700	18
3000	20

NOTE:

1. The sizes of the post may varies depending on the drawing specification or customer request.